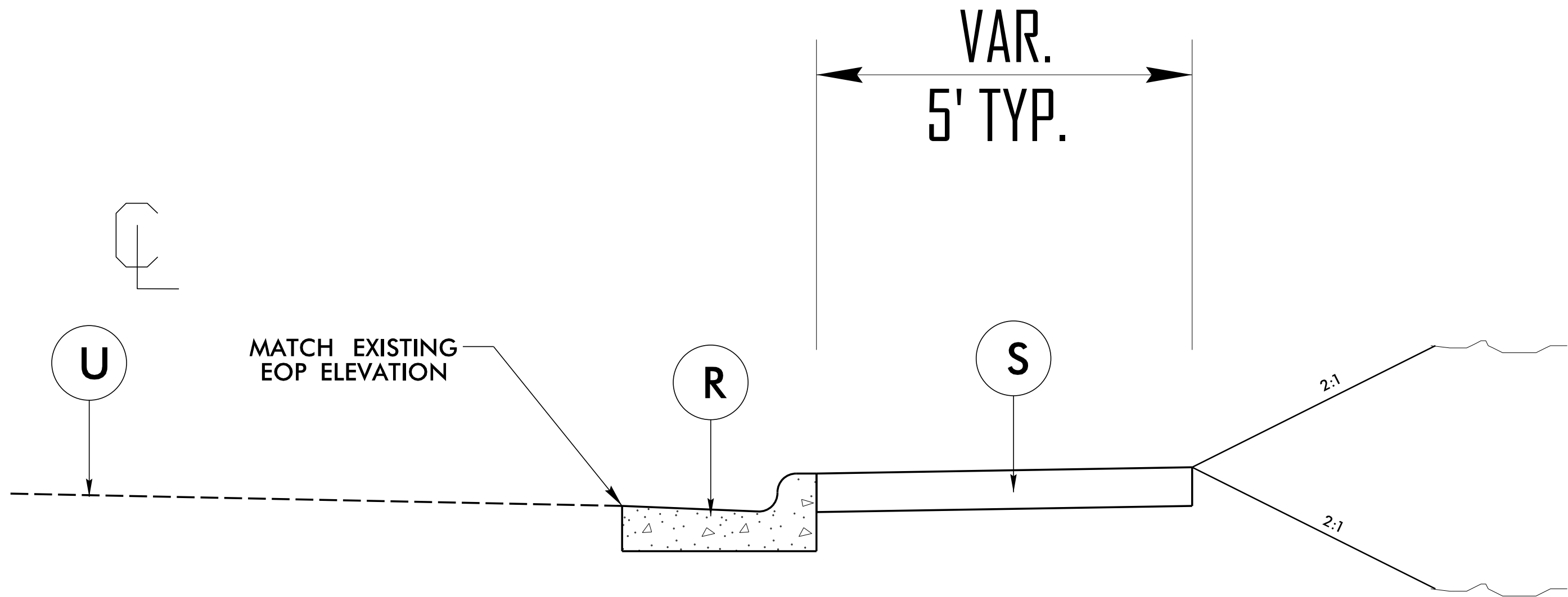


TYPICAL SECTION NO. 1

-L- STA 10+37 TO STA 13+74



TYPICAL SECTION NO. 2

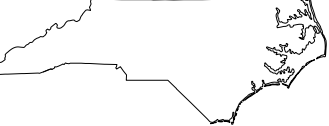
-L- STA 14+07 TO STA 15+61

PAVEMENT SCHEDULE	
R	2' - 6" CONCRETE CURB AND GUTTER
S	4" CONCRETE SIDEWALK
U	EXISTING PAVEMENT


HS-2014AD

2A


NORTH CAROLINA
DEPARTMENT OF TRANSPORTATION



ROADWAY DESIGN UNIT
ENGINEER



HYDRAULICS
ENGINEER



DOCUMENT NOT CONSIDERED FINAL
UNLESS ALL SIGNATURES COMPLETED